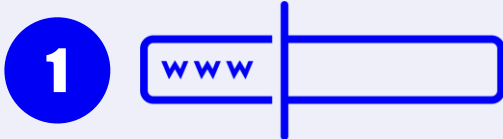



# COVID-19 SALIVA AT HOME TESTING

UConn requires you to do **weekly COVID testing** for the month of February. Each week you will pick up a Vault At Home test kit. Take the test within 24-36 hours before dropping off your completed test at the Student Union, where you will be given a new Vault At Home test kit to be handed in the next week.



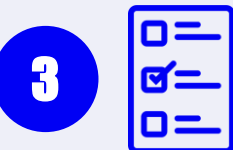
## Go to COVID.VLT.CO

Using an internet browser such as chrome or safari, enter [COVID.VLT.CO](https://COVID.VLT.CO) into your browser then click NEXT.



## Login to your account

If you have taken a saliva test before, click the blue LOGIN button at the top of the page.



## Register your test kit ID

Answer questions around exposure and your symptoms (if any). Enter and confirm your Test Kit ID. The Test Kit ID is found on the tube and on the outer packaging. Please include the "SD" when typing in the Test Kit ID.



## Meet our providers

Read the blue instruction pamphlet included in your test kit to meet with a Vault test supervisor in a Zoom video call. You will be taken through a series of steps to perform the collection.

- They will instruct you to MAIL the test kit back to Vault. DO NOT MAIL the test kit.



## Drop your completed test kit package at the UCONN Student Union

- **DO NOT MAIL THE KIT**

### REMINDER:

- Do not eat, drink, chew gum, or smoke for at least 30 minutes before your test.
- Drop your package at the **UConn Student Union** drop off point.
- You will receive an email from: [hello@updates.vaulthealth.com](mailto:hello@updates.vaulthealth.com) with your result within 48 hours after your package arrives at the lab.